

2009 National City/KHSAA Boys' Sweet 16 - Game Box Score
West Jessamine Colts vs. Grayson County Cougars
Date: 03/20/2009 Time: 12 pm Site: Rupp Arena-Lexington, KY Attendance: N

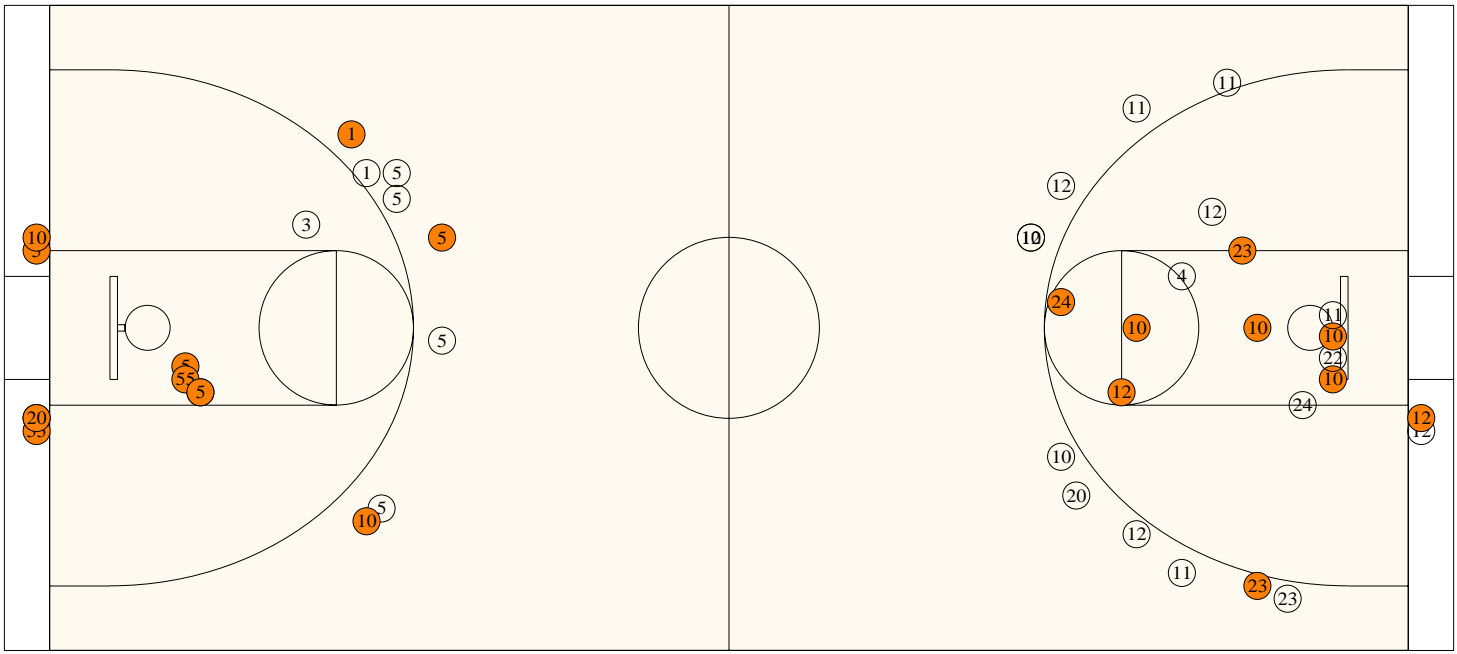
Visitors: Grayson County Cougars															
##	Name	P	FG	3 Pt	FT	PTS	ORB	DRB	TR	PF	AST	TO	BS	ST	MIN
3	Daniel Buckles		0/0	0/0	0/0	0	0	0	0	0	0	0	0	0	DNP
4	* Bennett Skaggs		0/3	0/0	2/2	2	1	3	4	5	4	0	0	0	16:43
10	* Aaron Deviney		6/11	2/5	0/0	14	4	6	10	5	0	3	0	1	29:07
11	* Wes Smith		3/12	3/10	0/0	9	1	1	2	4	0	2	0	0	27:12
12	* Travis Johnston		9/19	4/11	4/7	26	1	0	1	4	4	2	0	0	30:46
15	Ryan Grubbs		0/0	0/0	0/0	0	0	0	0	0	0	0	0	0	DNP
20	Hunter Gary		0/2	0/1	0/0	0	2	0	2	1	0	0	0	0	10:01
22	Tyler Saltsman		2/4	2/3	1/2	7	1	2	3	5	0	1	0	0	10:35
23	Seth Bratcher		2/4	1/2	0/0	5	1	0	1	1	1	0	0	0	14:35
24	* Lance Buckler		2/5	0/2	0/0	4	1	1	2	1	0	0	0	0	14:37
25	Tyler Mullins		0/0	0/0	0/0	0	0	0	0	0	0	0	0	0	DNP
32	Evand Donald		0/0	0/0	0/0	0	0	0	0	0	0	0	0	0	DNP
33	Dustin Thomas		0/0	0/0	0/0	0	0	2	2	0	0	0	0	0	6:24
34	Brent Basham		0/0	0/0	0/0	0	0	0	0	0	0	0	0	0	DNP
2	Dylan Vaught		0/0	0/0	0/0	0	0	0	0	0	0	0	0	0	DNP
Team							2	1	3						
Totals			24/60	12/34	7/11	67	14	16	30	26	9	8	0	1	160
Total FG			1st Half		9/25	36.0%	2nd Half		15/35	42.9%	Game	24/60	40.0%		
3 PT FG			1st Half		1/11	9.09%	2nd Half		11/23	47.8%	Game	12/34	35.3%		
Free Throws			1st Half		2/4	50.0%	2nd Half		5/7	71.4%	Game	7/11	63.6%		

Home: West Jessamine Colts															
##	Name	P	FG	3 Pt	FT	PTS	ORB	DRB	TR	PF	AST	TO	BS	ST	MIN
00	* Kyle Mefford		0/0	0/0	0/0	0	0	0	0	0	0	0	0	0	11:35
1	Keston Bartholomew		1/2	1/2	0/0	3	0	3	3	3	1	2	0	0	14:35
3	Randy Troyer		1/2	0/0	4/7	6	0	0	0	2	0	1	0	0	14:01
4	David Martin		0/0	0/0	0/0	0	0	0	0	0	0	0	0	0	DNP
5	* Jarrod Polson		6/17	2/6	8/11	22	0	9	9	1	7	4	1	1	32:00
10	* Nick Ziemann		3/4	1/2	6/8	13	1	1	2	3	2	0	0	1	32:00
20	* Jonathon Rehner		4/5	0/0	6/8	14	1	7	8	3	3	3	0	0	25:22
23	Austin Dunn		0/0	0/0	0/0	0	0	0	0	0	0	0	0	0	DNP
24	Bradley Strait		0/0	0/0	0/0	0	0	0	0	0	0	0	0	0	DNP
33	Sean Donaldson		0/0	0/0	0/0	0	0	0	0	0	0	0	0	0	DNP
34	Brandon Hager		0/0	0/0	0/0	0	0	0	0	0	0	0	0	0	DNP
44	* Dylan Pohl		4/5	0/1	2/2	10	2	1	3	2	0	0	0	0	20:32
55	David Elliott		2/2	0/0	0/0	4	0	1	1	0	0	0	0	0	9:55
11	Jeff Ziemann		0/0	0/0	0/0	0	0	0	0	0	0	0	0	0	DNP
40	JC Carrol		0/0	0/0	0/0	0	0	0	0	0	0	0	0	0	DNP
Team							2	3	5			1			
Totals			21/37	4/11	26/36	72	6	25	31	14	13	11	1	2	160
Total FG			1st Half		10/18	55.6%	2nd Half		11/19	57.9%	Game	21/37	56.8%		
3 PT FG			1st Half		3/8	37.5%	2nd Half		1/3	33.3%	Game	4/11	36.4%		
Free Throws			1st Half		3/7	42.9%	2nd Half		23/29	79.3%	Game	26/36	72.2%		

	GRAY	WJESS		GRAY	WJESS		GRAY	WJESS
Free Throw Pts	7	26	3Pt Points	36	12	Pts/Possession	1.14	1.22
Pts off Turnovers	7	8	2nd Chance Points	9	6	Pts off Bench	12	13
Total Rebounds	30	31	Team Rebounds	3	5	Dead Ball Reb	1	4
Off Rebound %	35.9	27.3	Def Rebound %	72.7	64.1	Total Rebound %	49.2	50.8
3Pt Efficiency	+4.5	-7.2	Def. Stops	27	33	Pts/Shot	1.03	1.31
Technical Fouls	GRAY		None					
	WJESS		None					
Officials	Mike Walker, Brian Cook, Glenn Spalding							

	Qtr 1	Qtr 2	Qtr 3	Qtr 4	OT 1	OT 2	OT 3	OT 4	Total
Grayson County Cougars	8	13	13	33	0	0	0	0	67
West Jessamine Colts	12	14	15	31	0	0	0	0	72

Largest Lead WJESS 67 GRAY 57 (10 pts) **Lead Changes** 3 **Number of Ties** 2
Comments: None



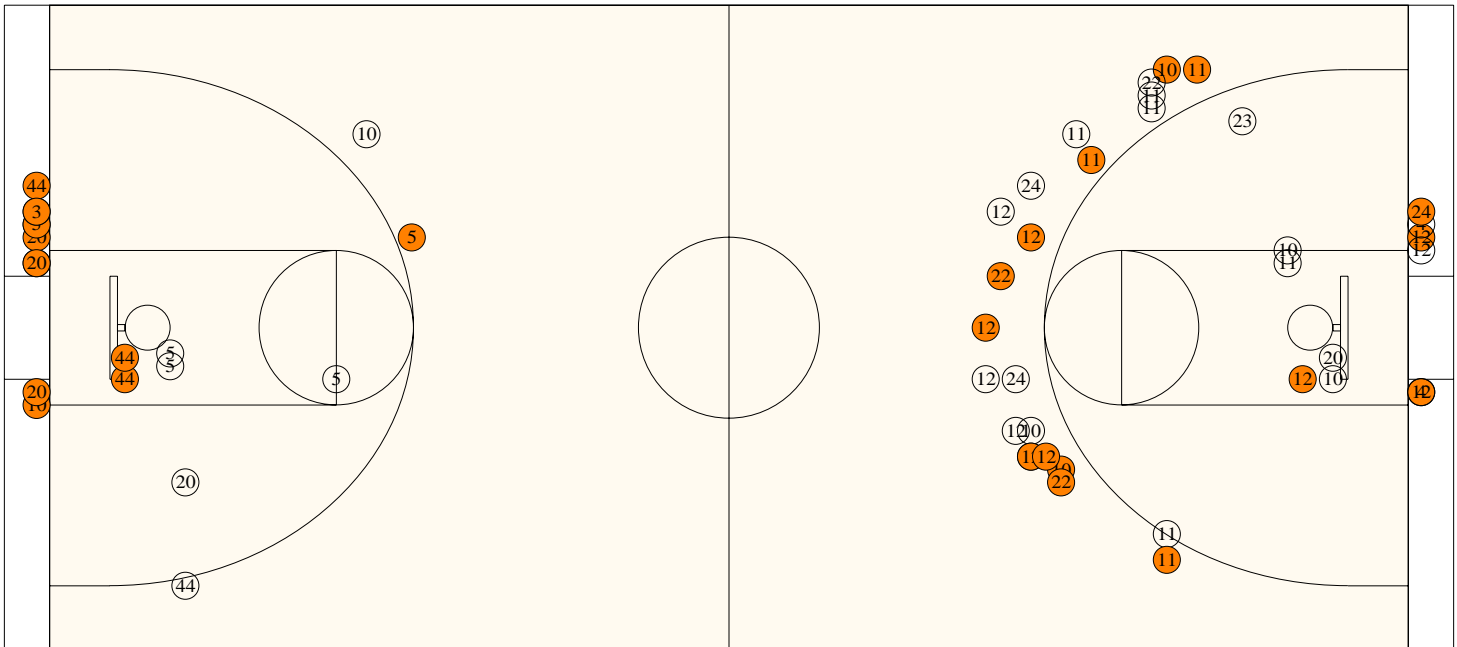
West Jessamine

Shooting	Pts	Pts
2FG 7/10 (70.0%)	14	Pts/Shot 1.24
3FG 3/8 (37.5%)	9	2nd Eff Pts 2
TFG 10/18 (55.6%)		Pts off TO's 3
FT 3/7 (42.9%)	3	3Pt Eff -9.2
Scoring Distribution: 2FG 53.8% 3FG 34.6% FT 11.5%		

Grayson County

Shooting	Pts	Pts
2FG 8/14 (57.1%)	16	Pts/Shot 0.78
3FG 1/11 (9.09%)	3	2nd Eff Pts 6
TFG 9/25 (36.0%)		Pts off TO's 5
FT 2/4 (50.0%)	2	3Pt Eff -29.0
Scoring Distribution: 2FG 76.2% 3FG 14.3% FT 9.5%		

SECOND HALF



West Jessamine

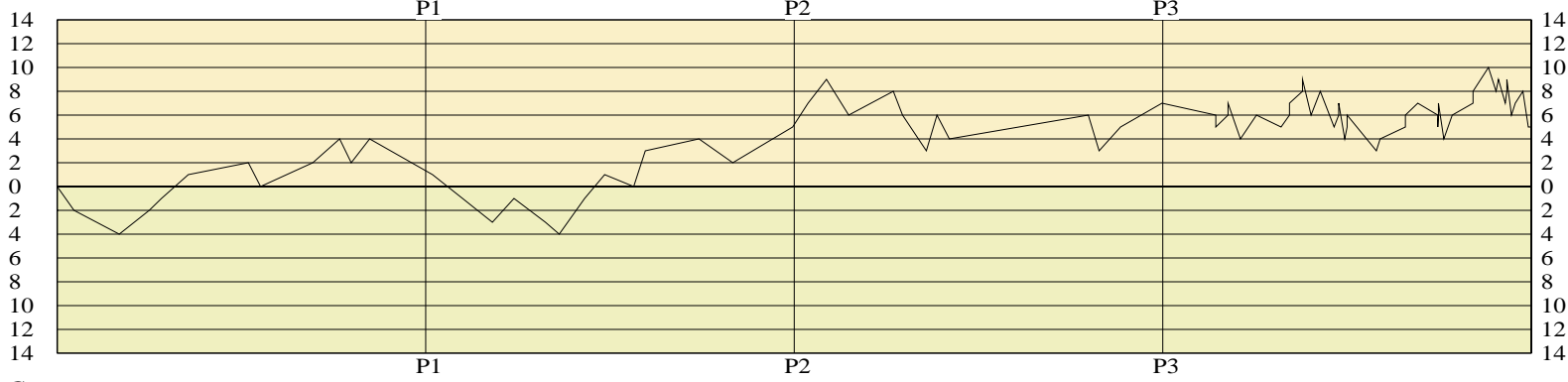
2FG	10/16 (62.5%)	20s	Pts/Shot	1.39
3FG	1/3 (33.3%)	3	2nd Eff Pts	4
TFG	11/19 (57.9%)		Pts off TO's	5
FT	23/29 (79.3%)	23	3Pt Eff	-8.3
Scoring Distribution: 2FG 43.5% 3FG 6.5% FT 50.0%				

Grayson County

2FG 4/12 (33.3%)	8ts	Pts/Shot	1.21
3FG 11/23 (47.8%)	33	2nd Eff Pts	3
TFG 15/35 (42.9%)		Pts off TO's	2
FT 5/7 (71.4%)	5	3Pt Eff	+25.6
Scoring Distribution: 2FG 17.4% 3FG 71.7% FT 10.9%			

2009 National City/KHSAA Boys' Sweet 16 - Scoring Timeline Report
West Jessamine Colts vs. Grayson County Cougars
DATE: 03/20/2009 TIME: 12 pm SITE: Rupp Arena-Lexington, KY

Colts

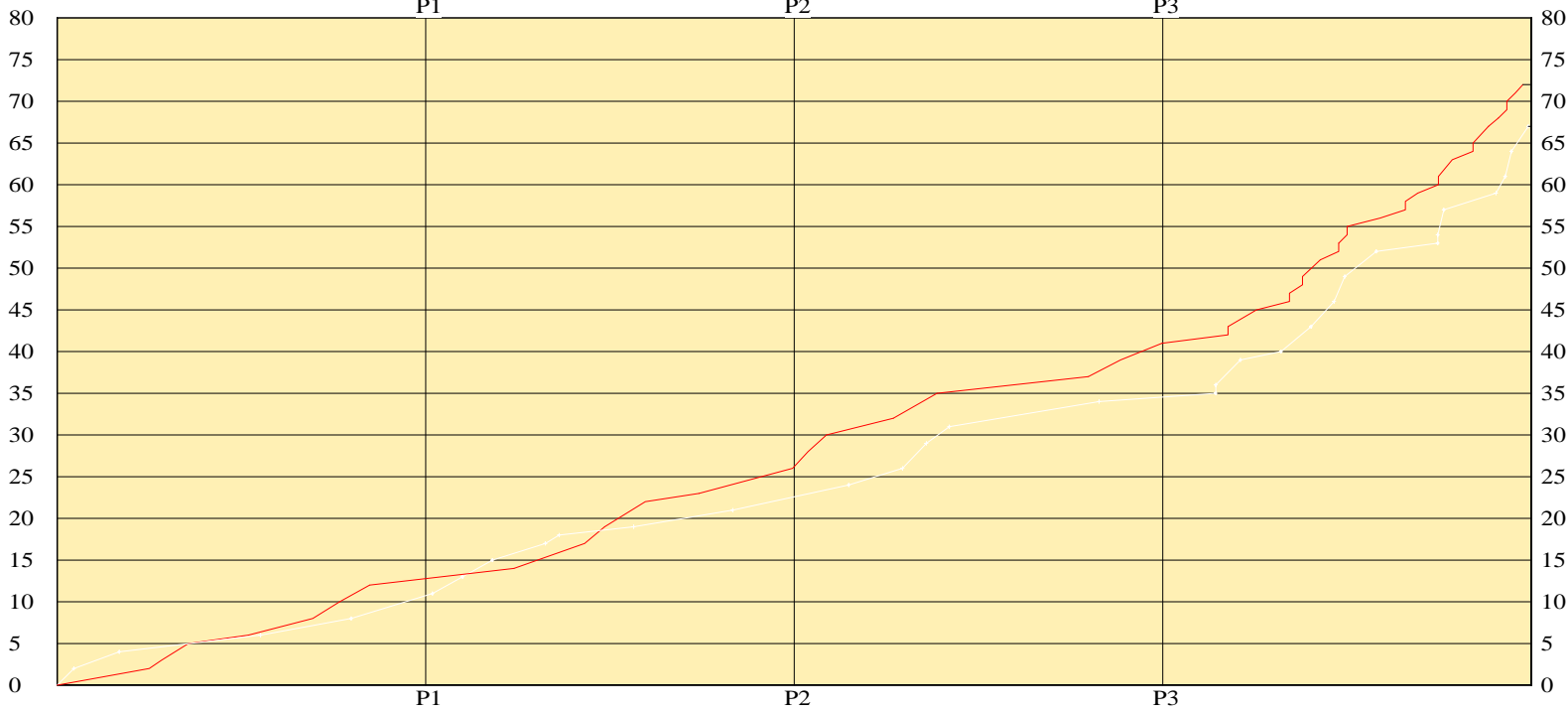


Cougars

Colts

Cougars

SCORING TIMELINE



Largest Lead WJESS 67 GRAY 57 (10 pts) Lead Changes 3 Number of Ties 2

2009 National City/KHSAA Boys' Sweet 16 - Play by Play Report - Scoring Only (pg 1)
West Jessamine Colts vs. Grayson County Cougars
Date: 03/20/2009 Time: 12 pm Site: Rupp Arena-Lexington, KY Attendance: N

Name	Action	Action	Score	Clock	Diff	Name	Action	Action
			0-2	1 7:38	-2 (L1)	T Johnston	FG Made	
			0-4	1 6:39	-4	A Deviney	Putback Made	
J Polson	Layup Made		2-4	1 6:00	-2			
N Ziemann	FT Made		3-4	1 5:44	-1			
N Ziemann	Layup Made		5-4	1 5:09	+1 (L2)			
J Polson	FT Made		6-4	1 3:51	+2			
			6-6	1 3:35	(T1)	A Deviney	FG Made	
J Polson	FG Made	K Bartholomew Assist	8-6	1 2:27	+2			
D Elliott	FG Made	J Rehner Assist	10-6	1 1:52	+4			
			10-8	1 1:37	+2	A Deviney	Putback Made	
D Elliott	Layup Made	J Rehner Assist	12-8	1 1:13	+4			
End of Period Summary Colts 12 Cougars 8								
Largest Lead: Colts 0 Cougars 4 (4 pts)			Lead Changes: 2 Ties: 1					
Lead in Period: Colts 0 Cougars 4 (4 pts)			Lead Changes: 1 Ties: 1 (this period)					
4 for 0 oppo pts			Turnovers			3 for 3 oppo pts		
2 for 2 pts			2nd Chances			4 for 4 pts		
5/9 for 55.6 %			Field Goals			4/14 for 28.6 %		
2/5 for 40.0 %			Free Throws			0/0 for 0.00 %		
			12-11	2 7:51	+1	S Bratcher	3Pt Made	T Johnston Assist
			12-13	2 7:12	-1 (L3)	A Deviney	FG Made	
			12-15	2 6:33	-3	L Buckler	FG Made	T Johnston Assist
J Rehner	Layup Made	J Polson Assist	14-15	2 6:05	-1			
			14-17	2 5:24	-3	T Johnston	Layup Made	
			14-18	2 5:06	-4	T Johnston	FT Made	
N Ziemann	3Pt Made	J Polson Assist	17-18	2 4:33	-1			
J Polson	FG Made		19-18	2 4:07	+1 (L4)			
			19-19	2 3:29	(T2)	T Johnston	FT Made	
J Polson	3Pt Made		22-19	2 3:14	+3			
R Troyer	FT Made		23-19	2 2:04	+4			
			23-21	2 1:20	+2	S Bratcher	FG Made	
K Bartholomew	3Pt Made	J Polson Assist	26-21	2 0:02	+5			
End of Period Summary Colts 26 Cougars 21								
Largest Lead: Colts 26 Cougars 21 (5 pts)			Lead Changes: 4 Ties: 2					
Lead in Period: Colts 26 Cougars 21 (5 pts)			Lead Changes: 1 Ties: 1 (this period)					
1 for 5 oppo pts			Turnovers			1 for 0 oppo pts		
0 for 0 pts			2nd Chances			3 for 2 pts		
5/9 for 55.6 %			Field Goals			5/11 for 45.5 %		
1/2 for 50.0 %			Free Throws			2/4 for 50.0 %		
D Pohl	Layup Made	J Rehner Assist	28-21	3 7:42	+7			
D Pohl	Putback Made		30-21	3 7:18	+9			
			30-24	3 6:49	+6	A Deviney	3Pt Made	
N Ziemann	Layup Made	J Polson Assist	32-24	3 5:51	+8			
			32-26	3 5:39	+6	T Johnston	Layup Made	B Skaggs Assist
			32-29	3 5:08	+3	W Smith	3Pt Made	B Skaggs Assist
J Polson	3Pt Made		35-29	3 4:54	+6			
			35-31	3 4:38	+4	T Johnston	Layup Made	
J Rehner	Layup Made	J Polson Assist	37-31	3 1:37	+6			

2009 National City/KHSAA Boys' Sweet 16 - Play by Play Report - Scoring Only (pg 2)
West Jessamine Colts vs. Grayson County Cougars
Date: 03/20/2009 Time: 12 pm Site: Rupp Arena-Lexington, KY Attendance: N

Name	Action	Action	Score	Clock	Diff	Name	Action	Action
J Rehner	Layup Made	J Polson Assist	37-34	3 1:23	+3	A Deviney	3Pt Made	S Bratcher Assist
D Pohl	Putback Made		39-34	3 0:55	+5			
			41-34	3 0:01	+7			
End of Period Summary Colts 41 Cougars 34								
Largest Lead: Colts 30 Cougars 21 (9 pts)			Lead Changes: 4 Ties: 2					
Lead in Period: Colts 30 Cougars 21 (9 pts)			Lead Changes: 0 Ties: 0 (this period)					
3 for 0 oppo pts			Turnovers			1 for 2 oppo pts		
4 for 4 pts			2nd Chances			3 for 2 pts		
7/14 for 50.0 %			Field Goals			5/14 for 35.7 %		
0/0 for 0.00 %			Free Throws			0/1 for 0.00 %		
			41-35	4 6:51	+6	B Skaggs	FT Made	
			41-36	4 6:51	+5	B Skaggs	FT Made	
J Rehner	FT Made		42-36	4 6:35	+6	A Deviney	Personal Foul	
J Rehner	FT Made		43-36	4 6:35	+7			
			43-39	4 6:19	+4	T Saltsman	3Pt Made	B Skaggs Assist
J Rehner	Layup Made	J Polson Assist	45-39	4 5:58	+6			
			45-40	4 5:26	+5	T Saltsman	FT Made	
J Polson	FT Made		46-40	4 5:15	+6			
J Polson	FT Made		47-40	4 5:15	+7			
D Pohl	FT Made		48-40	4 4:58	+8			
D Pohl	FT Made		49-40	4 4:58	+9			
			49-43	4 4:47	+6	W Smith	3Pt Made	T Johnston Assist
J Polson	Layup Made		51-43	4 4:35	+8			
			51-46	4 4:17	+5	W Smith	3Pt Made	T Johnston Assist
N Ziemann	FT Made		52-46	4 4:11	+6	B Skaggs	Personal Foul	
N Ziemann	FT Made		53-46	4 4:11	+7			
			53-49	4 4:03	+4	T Johnston	3Pt Made	
N Ziemann	FT Made		54-49	4 4:00	+5	T Saltsman	Personal Foul	
N Ziemann	FT Made		55-49	4 4:00	+6			
			55-52	4 3:22	+3	T Saltsman	3Pt Made	B Skaggs Assist
N Ziemann	FT Made		56-52	4 3:17	+4	T Saltsman	Personal Foul	
J Polson	FT Made		57-52	4 2:44	+5			
J Polson	FT Made		58-52	4 2:44	+6			
R Troyer	FT Made		59-52	4 2:28	+7			
			59-53	4 2:02	+6	T Johnston	FT Made	
			59-54	4 2:02	+5	T Johnston	FT Made	
J Rehner	FT Made		60-54	4 2:01	+6			
J Rehner	FT Made		61-54	4 2:01	+7			
			61-57	4 1:54	+4	T Johnston	3Pt Made	
D Pohl	Layup Made	N Ziemann Assist	63-57	4 1:43	+6			
J Polson	FT Made		64-57	4 1:16	+7	H Gary	Personal Foul	
J Polson	FT Made		65-57	4 1:16	+8			
R Troyer	Layup Made	N Ziemann Assist	67-57	4 0:56	+10			
			67-59	4 0:46	+8	L Buckler	Layup Made	
J Rehner	FT Made		68-59	4 0:43	+9			
			68-61	4 0:34	+7	T Johnston	FG Made	
R Troyer	FT Made		69-61	4 0:32	+8			
R Troyer	FT Made		70-61	4 0:32	+9			
			70-64	4 0:26	+6	T Johnston	3Pt Made	
J Rehner	FT Made		71-64	4 0:21	+7			

OFFICIAL BASKETBALL BOX SCORE
Grayson County Cougars vs West Jessamine Colts

03/20/2009 12 pm
Final Box Score

Rupp Arena
Lexington, KY

No.	Grayson County Cougars	Total FG		3-point		Free throw		Rebounds			F	TP		A	TO	BLK	STL	MIN
		FG	FGA	FG	FGA	FT	FTA	Off	Def	Tot								
3	Daniel Buckles	0	0	0	0	0	0	0	0	0	0	0		0	0	0	0	DNP
4	Bennett Skaggs	0	3	0	0	2	2	1	3	4	5	2		4	0	0	0	16:43
10	Aaron Deviney	6	11	2	5	0	0	4	6	10	5	14		0	3	0	1	29:07
11	Wes Smith	3	12	3	10	0	0	1	1	2	4	9		0	2	0	0	27:12
12	Travis Johnston	9	19	4	11	4	7	1	0	1	4	26		4	2	0	0	30:46
24	Lance Buckler	2	5	0	2	0	0	1	1	2	1	4		0	0	0	0	14:37
23	Seth Bratcher	2	4	1	2	0	0	1	0	1	1	5		1	0	0	0	14:35
22	Tyler Saltsman	2	4	2	3	1	2	1	2	3	5	7		0	1	0	0	10:35
20	Hunter Gary	0	2	0	1	0	0	2	0	2	1	0		0	0	0	0	10:01
33	Dustin Thomas	0	0	0	0	0	0	0	2	2	0	0		0	0	0	0	6:24
15	Ryan Grubbs	0	0	0	0	0	0	0	0	0	0	0		0	0	0	0	DNP
25	Tyler Mullins	0	0	0	0	0	0	0	0	0	0	0		0	0	0	0	DNP
32	Evand Donald	0	0	0	0	0	0	0	0	0	0	0		0	0	0	0	DNP
34	Brent Basham	0	0	0	0	0	0	0	0	0	0	0		0	0	0	0	DNP
2	Dylan Vaught	0	0	0	0	0	0	0	0	0	0	0		0	0	0	0	DNP
Team (Included in Totals)								2	1	3				0				
Totals		24	60	12	34	7	11	14	16	30	26	67		9	8	0	1	160
Total FG%:1st half 9 - 25 (36.0%) 2nd half 15 - 35 (42.9%) Game 24 - 60 (40.0%) Deadball 3Pt FG%: 1st half 1 - 11 (9.09%) 2nd half 11 - 23 (47.8%) Game 12 - 34 (35.3%) rebounds FT%: 1st half 2 - 4 (50.0%) 2nd half 5 - 7 (71.4%) Game 7 - 11 (63.6%) 1																		
No.	West Jessamine Colts	Total FG		3-point		Free throw		Rebounds			F	TP		A	TO	BLK	STL	MIN
		FG	FGA	FG	FGA	FT	FTA	Off	Def	Tot								
00	Kyle Mefford	0	0	0	0	0	0	0	0	0	0	0		0	0	0	0	11:35
1	Keston Bartholomew	1	2	1	2	0	0	0	3	3	3	3		1	2	0	0	14:35
3	Randy Troyer	1	2	0	0	4	7	0	0	0	2	6		0	1	0	0	14:01
4	David Martin	0	0	0	0	0	0	0	0	0	0	0		0	0	0	0	DNP
5	Jarrold Polson	6	17	2	6	8	11	0	9	9	1	22		7	4	1	1	32:00
10	Nick Ziemann	3	4	1	2	6	8	1	1	2	3	13		2	0	0	1	32:00
20	Jonathon Rehner	4	5	0	0	6	8	1	7	8	3	14		3	3	0	0	25:22
44	Dylan Pohl	4	5	0	1	2	2	2	1	3	2	10		0	0	0	0	20:32
55	David Elliott	2	2	0	0	0	0	0	1	1	0	4		0	0	0	0	9:55
23	Austin Dunn	0	0	0	0	0	0	0	0	0	0	0		0	0	0	0	DNP
24	Bradley Strait	0	0	0	0	0	0	0	0	0	0	0		0	0	0	0	DNP
33	Sean Donaldson	0	0	0	0	0	0	0	0	0	0	0		0	0	0	0	DNP
34	Brandon Hager	0	0	0	0	0	0	0	0	0	0	0		0	0	0	0	DNP
11	Jeff Ziemann	0	0	0	0	0	0	0	0	0	0	0		0	0	0	0	DNP
40	JC Carrol	0	0	0	0	0	0	0	0	0	0	0		0	0	0	0	DNP
Team (Included in Totals)								2	3	5				1				
Totals		21	37	4	11	26	36	6	25	31	14	72		13	11	1	2	160
Total FG%:1st half 10 - 18 (55.6%) 2nd half 11 - 19 (57.9%) Game 21 - 37 (56.8%) Deadball 3Pt FG%: 1st half 3 - 8 (37.5%) 2nd half 1 - 3 (33.3%) Game 4 - 11 (36.4%) rebounds FT%: 1st half 3 - 7 (42.9%) 2nd half 23 - 29 (79.3%) Game 26 - 36 (72.2%) 4																		

Technical Fouls: None

Attendance: N

Officials: Mike Walker, Brian Cook, Glenn Spalding

Score by Period					1st	2nd	3rd	4th	Final	Record	Overall	Conf
Grayson County Cougars					8	13	13	33	67	Cougars		
West Jessamine Colts					12	14	15	31	72	Colts		

Colts Cougars				Colts Cougars				Colts Cougars			
Points off Turnovers	8	7		Second Effort Points	6	9		Bench Points	13	12	
Points in the Paint	34	18		3 Point Points	12	36		Free Throw Points	26	7	
3pt Efficiency	-7.2	+4.5		Points/Shot	1.31	1.03		Defensive Stops	33	27	
Largest Lead	67	57	(10 pts)	Lead Changes	3			Number of Ties	2		

Game comments: None